

Welcome 02:42 PM



F1

F2

F3

F4

F5

F6

F7

F8



SMART

12/13/17 02:42 PM

10:51

07-05-18 Thursday AM

Welcome

F1
F2
F3
F4

F5
F6
F7
F8

OK

1 2 ABC 3 DEF ESC

4 GHI 5 JKL 6 MNO M/←


7 PQRS 8 TUV 9 WXYZ ←

* 0 # ⌂



12/13/17 02:42 PM

User ID : 1
Name :
Verify : Fingerprint
Successfully verified.



12/13/17 02:42 PM

Verify : Fingerprint
Illegal Fingerprint
Failed to verify.

X

User ID :

F1

F2

F3

F4

F5

F6

F7

F8



Main Menu

| | | | |
|--------------------------------------------------------------------------------------------------|------------------------------------------------------------------------------------------------|-----------------------------------------------------------------------------------------------------|---------------------------------------------------------------------------------------------------|
|  User Mgt. |  User Role |  COMM. |  System |
|  Personalize |  Data Mgt. |  Access Control |  USB Manager |

F1

F2

F3

F4

F5

F6

F7

F8

Navigation pad with OK button and four directional arrows (up, down, left, right).

| | | | |
|--------|-------|--------|-----|
| 1 | 2 ABC | 3 DEF | ESC |
| 4 GHI | 5 JKL | 6 MNO | M/← |
| 7 PQRS | 8 TUV | 9 WXYZ | ← |
| * | 0 | # | ⊙ |



User Mgt.

- New User
- All Users
- Display Style

F1

F2

F3

F4

F5

F6

F7

F8

Navigation pad with OK button and directional arrows.

12-key numeric keypad with function keys: ESC, M/←, ←, and a circular icon.



New User

User ID 1

Name

User Role Normal User

Verification Mode Apply Group Mode

Fingerprint 0

Badge Number

F1

F2

F3

F4

F5

F6

F7

F8

OK

| | | | |
|--------|-------|--------|-----|
| 1 | 2 ABC | 3 DEF | ESC |
| 4 GHI | 5 JKL | 6 MNO | M/← |
| 7 PQRS | 8 TUV | 9 WXYZ | ← |
| * | 0 | # | ⊙ |





User ID

Please Input

1

Confirm (OK)

Cancel (ESC)

1

2 ABC

3 DEF

ESC

4 GHI

5 JKL

6 MNO

M/↵

7 PQRS

8 TUV

9 WXYZ

←

*

0

#

⊙



New User

| | |
|-------------------|------------------|
| User ID | 1 |
| Name | |
| User Role | Normal User |
| Verification Mode | Apply Group Mode |
| Fingerprint | 0 |
| Badge Number | |

F1

F2

F3

F4

F5

F6

F7

F8



SMART



Name

Please Input

*Key to switch the input method, # key to enter space

[Aa]

| | | | |
|--------|-------|--------|-----|
| 1 | 2 ABC | 3 DEF | ESC |
| 4 GHI | 5 JKL | 6 MNO | M/↵ |
| 7 PQRS | 8 TUV | 9 WXYZ | ← |
| * | 0 | # | ⊙ |



New User

| | |
|-------------------|------------------|
| User ID | 1 |
| Name | |
| User Role | Normal User |
| Verification Mode | Apply Group Mode |
| Fingerprint | 0 |
| Badge Number | |

F1

F2

F3

F4

F5

F6

F7

F8



SMART

User Role

Normal User

Registrar

Super Admin

F1

F2

F3

F4

F5

F6

F7

F8

OK

| | | | |
|--------|-------|--------|-----|
| 1 | 2 ABC | 3 DEF | ESC |
| 4 GHI | 5 JKL | 6 MNO | M/← |
| 7 PQRS | 8 TUV | 9 WXYZ | ← |
| * | 0 | # | ⊙ |



New User

| | |
|-------------------|------------------|
| User ID | 1 |
| Name | |
| User Role | Normal User |
| Verification Mode | Apply Group Mode |
| Fingerprint | 0 |
| Badge Number | |

F1

F2

F3

F4

F5

F6

F7

F8



SMART

Verification Mode

- Apply Group Mode
- Password/Fingerprint/Badge
- Fingerprint only
- User ID only
- Password
- Badge only

F1

F2

F3

F4

F5

F6

F7

F8



New User

| | |
|-------------------|------------------|
| User ID | 1 |
| Name | |
| User Role | Normal User |
| Verification Mode | Apply Group Mode |
| Fingerprint | 0 |
| Badge Number | |

F1

F2

F3

F4

F5

F6

F7

F8



SMART

Enroll Fingerprint



Please select the finger to be enrolled

F1

F2

F3

F4

F5

F6

F7

F8

OK



Enroll Fingerprint(1-7)

Press finger first time

00



3

2

1

F1

F2

F3

F4

F5

F6

F7

F8

OK



Enroll Fingerprint(1-7)

Press finger second time

77



3

2

1

F1

F2

F3

F4

F5

F6

F7

F8

OK





Enroll Fingerprint(1-7)

Press finger third time

68



- 3
- 2
- 1

F1

F2

F3

F4

F5

F6

F7

F8



| | | | |
|--------|-------|--------|-----|
| 1 | 2 ABC | 3 DEF | ESC |
| 4 GHI | 5 JKL | 6 MNO | M/↵ |
| 7 PQRS | 8 TUV | 9 WXYZ | ← |
| * | 0 | # | ⊙ |



SMART

Enroll Fingerprint(1-7)

Enrolled successfully

92



3

2

1

F1

F2

F3

F4

F5

F6

F7

F8

OK





F1

F2

F3

F4

F5

F6

F7

F8

OK

1

2 ABC

3 DEF

ESC

4 GHI

5 JKL

6 MNO

M/↵

7 PQRS

8 TUV

9 WXYZ

←

*

0

#

⊙


SMART

New User

| | |
|-------------------|------------------|
| User ID | 1 |
| Name | |
| User Role | Normal User |
| Verification Mode | Apply Group Mode |
| Fingerprint | 0 |
| Badge Number | 4261414 |

F1

F2

F3

F4

F5

F6

F7

F8



SMART

Enroll Badge Number

Please swipe badge



F1

F2

F3

F4

F5

F6

F7

F8

OK



SMART

| New User | |
|---------------------------|---------|
| Fingerprint | 0 |
| Badge Number | |
| Password | |
| Lockout Override | Disable |
| Access Control Role | |
| Duplicate Punch Period(s) | 0 |

F1

F2

F3

F4

F5

F6

F7

F8



SMART



Password

Please Input

Confirm (OK)

Cancel (ESC)

1

2 ABC

3 DEF

ESC

4 GHI

5 JKL

6 MNO

M/↵

7 PQRS

8 TUV

9 WXYZ

←

*

0

#

⊙



| New User | |
|---------------------------|---------|
| Fingerprint | 0 |
| Badge Number | |
| Password | |
| Lockout Override | Disable |
| Access Control Role | |
| Duplicate Punch Period(s) | 0 |

F1

F2

F3

F4

F5

F6

F7

F8



SMART

Lockout Override

Disable

Enable

F1

F2

F3

F4

F5

F6

F7

F8

OK

| | | | |
|--------|-------|--------|-----|
| 1 | 2 ABC | 3 DEF | ESC |
| 4 GHI | 5 JKL | 6 MNO | M/↵ |
| 7 PQRS | 8 TUV | 9 WXYZ | ← |
| * | 0 | # | ⊙ |



Lockout Override

Disable

Enable

F1

F2

F3

F4

F5

F6

F7

F8

OK

| | | | |
|--------|-------|--------|-----|
| 1 | 2 ABC | 3 DEF | ESC |
| 4 GHI | 5 JKL | 6 MNO | M/↵ |
| 7 PQRS | 8 TUV | 9 WXYZ | ← |
| * | 0 | # | ⊙ |



New User

| | |
|---------------------------|---------|
| Fingerprint | 0 |
| Badge Number | |
| Password | |
| Lockout Override | Disable |
| Access Control Role | |
| Duplicate Punch Period(s) | 0 |

F1

F2

F3

F4

F5

F6

F7

F8



SMART

Access Control

| | |
|-------------------------|-----------------------------------------------------------------|
| Access Group | 1 |
| Verification Mode | Apply Group Mode |
| Duress Fingerprint | Undefined |
| Apply Group Time Period | <input checked="" type="checkbox"/> ON <input type="checkbox"/> |

F1

F2

F3

F4

F5

F6

F7

F8

Navigation buttons: Up, Down, Left, Right, and OK.

1234567890*#ESC M/← ←



SMART

Access Group

Please input (1 ~ 99)

1

Confirm (OK)

Cancel (ESC)

OK

F1

F2

F3

F4

F5

F6

F7

F8

1

2 ABC

3 DEF

ESC

4 GHI

5 JKL

6 MNO

M/↵

7 PQRS

8 TUV

9 WXYZ

←

*

0

#

⊙





Access Control

Access Group 1

Verification Mode Apply Group Mode

Duress Fingerprint Undefined

Apply Group Time Period

F1

F2

F3

F4

F5

F6

F7

F8

OK

1

2 ABC

3 DEF

ESC

4 GHI

5 JKL

6 MNO

M/←

7 PQRS

8 TUV

9 WXYZ

←

*

0

#

↻



Verification Mode

- Apply Group Mode
- Password/Fingerprint/Badge
- Fingerprint only
- User ID only
- Password
- Badge only

F1

F2

F3

F4

F5

F6

F7

F8

Navigation buttons: Up, Down, Left, Right, and OK.

1 2 ABC 3 DEF ESC
4 GHI 5 JKL 6 MNO M/←
7 PQRS 8 TUV 9 WXYZ ←
* 0 # ⦿

Fingerprint scanner area with a green illuminated sensor.





Access Control

| | |
|-------------------------|----------------------------------------|
| Access Group | 1 |
| Verification Mode | Apply Group Mode |
| Duress Fingerprint | Undefined |
| Apply Group Time Period | <input checked="" type="checkbox"/> ON |

| | | | |
|--------|-------|--------|-----|
| 1 | 2 ABC | 3 DEF | ESC |
| 4 GHI | 5 JKL | 6 MNO | M/← |
| 7 PQRS | 8 TUV | 9 WXYZ | ← |
| * | 0 | # | ⊙ |



Duress Fingerprint



Please select duress fingerprint.

F1

F2

F3

F4

F5

F6

F7

F8

OK



| Access Control | |
|-------------------------|-------------------------------------|
| Access Group | 1 |
| Verification Mode | Apply Group Mode |
| Duress Fingerprint | Undefined |
| Apply Group Time Period | <input checked="" type="checkbox"/> |

F1

F2

F3

F4

F5

F6

F7

F8



SMART

| Access Control | |
|-------------------------|------------------------------|
| Access Group | 1 |
| Verification Mode | Apply Group Mode |
| Duress Fingerprint | Undefined |
| Apply Group Time Period | <input type="checkbox"/> OFF |
| Time Period 1 | 1 |
| Time Period 2 | |

F1

F2

F3

F4

F5

F6

F7

F8



| Access Control | |
|-------------------------|------------------------------|
| Access Group | 1 |
| Verification Mode | Apply Group Mode |
| Duress Fingerprint | Undefined |
| Apply Group Time Period | <input type="checkbox"/> OFF |
| Time Period 1 | 1 |
| Time Period 2 | |

F1

F2

F3

F4

F5

F6

F7

F8



SMART

Access Control

| | |
|-------------------------|------------------------------|
| Access Group | 1 |
| Verification Mode | Apply Group Mode |
| Duress Fingerprint | Undefined |
| Apply Group Time Period | <input type="checkbox"/> OFF |
| Time Period 1 | 1 |
| Time Period 2 | 0 |

F1

F2

F3

F4

F5

F6

F7

F8



SMART

Access Control

| | |
|-------------------------|------------------------------|
| Verification Mode | Apply Group Mode |
| Duress Fingerprint | Undefined |
| Apply Group Time Period | <input type="checkbox"/> OFF |
| Time Period 1 | 1 |
| Time Period 2 | 0 |
| Time Period 3 | 0 |

F1

F2

F3

F4

F5

F6

F7

F8



SMART

New User

| | | |
|----|---------------------------|---------|
| F1 | Fingerprint | 0 |
| F2 | Badge Number | |
| F3 | Password | |
| F3 | Lockout Override | Disable |
| F4 | Access Control Role | |
| | Duplicate Punch Period(s) | 0 |

| | | | |
|--------|-------|--------|-----|
| 1 | 2 ABC | 3 DEF | ESC |
| 4 GHI | 5 JKL | 6 MNO | M/← |
| 7 PQRS | 8 TUV | 9 WXYZ | ← |
| * | 0 | # | ⊙ |

Navigation controls: Up, Down, Left, Right arrows and an OK button.

F5
F6
F7
F8



Duplicate Punch Period(s)

- Disabled
- 10
- 20
- 30
- 40
- User Defined

F1

F2

F3

F4

F5

F6

F7

F8

OK

| | | | |
|--------|-------|--------|-----|
| 1 | 2 ABC | 3 DEF | ESC |
| 4 GHI | 5 JKL | 6 MNO | M/← |
| 7 PQRS | 8 TUV | 9 WXYZ | ← |
| * | 0 | # | ⊙ |





User Mgt.



New User



All Users



Display Style

F1

F2

F3

F4

F5

F6

F7

F8

OK

1

2 ABC

3 DEF

ESC

4 GHI

5 JKL

6 MNO

M/↵

7 PQRS

8 TUV

9 WXYZ

←

*

0

#

⊙



SMART



All Users

1



SMART

User : 1

Edit

Delete

F1

F2

F3

F4

F5

F6

F7

F8

OK

1

2 ABC

3 DEF

ESC

4 GHI

5 JKL

6 MNO

M/↵

7 PQRS

8 TUV

9 WXYZ

←

*

0

#

⊙



SMART

Edit : 1

| | |
|-------------------|------------------|
| User ID | 1 |
| User Role | Normal User |
| Verification Mode | Apply Group Mode |
| Fingerprint | 1 |
| Badge Number | 4261414 |
| Password | ***** |

F1

F2

F3

F4

F5

F6

F7

F8

OK

| | | | |
|--------|-------|--------|-----|
| 1 | 2 ABC | 3 DEF | ESC |
| 4 GHI | 5 JKL | 6 MNO | M/← |
| 7 PQRS | 8 TUV | 9 WXYZ | ← |
| * | 0 | # | ⊙ |



User : 1

Edit

Delete

F1

F2

F3

F4

F5

F6

F7

F8



| | | | |
|--------|-------|--------|-----|
| 1 | 2 ABC | 3 DEF | ESC |
| 4 GHI | 5 JKL | 6 MNO | M/↵ |
| 7 PQRS | 8 TUV | 9 WXYZ | ← |
| * | 0 | # | ⊙ |



SMART

Delete : 1

Delete User

Delete Fingerprint Only

F1

F2

F3

F4

F5

F6

F7

F8

OK

1

2 ABC

3 DEF

ESC

4 GHI

5 JKL

6 MNO

M/↵

7 PQRS

8 TUV

9 WXYZ

←

*

0

#

⦿



SMART



Delete : 1

Delete User

Delete Fingerprint Only

Delete User

OK

Cancel

F1

F2

F3

F4

F5

F6

F7

F8

1

2 ABC

3 DEF

ESC

4 GHI

5 JKL

6 MNO

M/↵

7 PQRS

8 TUV

9 WXYZ

←

*

0

#

⊙

OK



SMART

Delete : 1

Delete User

Delete Fingerprint Only

F1

F2

F3

F4

F5

F6

F7

F8

OK

1

2 ABC

3 DEF

ESC

4 GHI

5 JKL

6 MNO

M/↵

7 PQRS

8 TUV

9 WXYZ

←

*

0

#

⊙



SMART



Delete : 1

Delete User

Delete Fingerprint Only

Delete Fingerprint Only

OK

Cancel

1

2 ABC

3 DEF

ESC

4 GHI

5 JKL

6 MNO

M/↵

7 PQRS

8 TUV

9 WXYZ

←

*

0

#

⊙



SMART

Delete : 1

Delete User

Delete Fingerprint Only

User has no data enrolled,continue to delete?

OK

Cancel

F1

F2

F3

F4

F5

F6

F7

F8



1 2 ABC 3 DEF ESC

4 GHI 5 JKL 6 MNO M/↵

7 PQRS 8 TUV 9 WXYZ ↵

* 0 # ⦿



SMART



User Mgt.



New User



All Users



Display Style

F1

F2

F3

F4

F5

F6

F7

F8

OK

1

2 ABC

3 DEF

ESC

4 GHI

5 JKL

6 MNO

M/↵

7 PQRS

8 TUV

9 WXYZ

←

*

0

#

⊙



Display Style

Single Line

Multiple Line

Mixed Line

F1

F2

F3

F4

F5

F6

F7

F8

OK

| | | | |
|--------|-------|--------|-----|
| 1 | 2 ABC | 3 DEF | ESC |
| 4 GHI | 5 JKL | 6 MNO | M/↵ |
| 7 PQRS | 8 TUV | 9 WXYZ | ← |
| * | 0 | # | ⊙ |



Main Menu

| | | | |
|--------------------------------------------------------------------------------------------------|------------------------------------------------------------------------------------------------|-----------------------------------------------------------------------------------------------------|---------------------------------------------------------------------------------------------------|
|  User Mgt. |  User Role |  COMM. |  System |
|  Personalize |  Data Mgt. |  Access Control |  USB Manager |

F1
F2
F3
F4




F5
F6
F7
F8

Navigation pad with OK button and directional arrows (up, down, left, right).

1234567890*#ESC M/← ←



User Role

-  Registrar
-  User Defined Role 1
-  User Defined Role 2

F1

F2

F3

F4

F5

F6

F7

F8

Navigation pad with OK button and directional arrows (up, down, left, right).

12-key numeric keypad with function keys: ESC, M/←, ←, and a circular icon.



SMART

Registrar

| | |
|----------------------------------------------------|---------------------------------------------------|
| <input checked="" type="checkbox"/> User Mgt. | <input checked="" type="checkbox"/> New User |
| <input checked="" type="checkbox"/> Comm. | <input checked="" type="checkbox"/> All Users |
| <input checked="" type="checkbox"/> System | <input checked="" type="checkbox"/> Display Style |
| <input type="checkbox"/> Personalize | |
| <input type="checkbox"/> Data Mgt. | |
| <input checked="" type="checkbox"/> Access Control | |

F1
F2
F3
F4

F5
F6
F7
F8

Navigation pad with OK button and directional arrows (up, down, left, right).

12-key numeric keypad with function keys: ESC, M/←, ←, and a circular icon.



User Role

- Registrar
- User Defined Role 1
- User Defined Role 2

F1

F2

F3

F4

F5

F6

F7

F8

Navigation pad with OK button and directional arrows.

12-key numeric keypad with function keys: ESC, M/←, ←, and a circular icon.



SMART

User Defined Role 1

Enable Defined Role OFF

Name User Defined Role 1

Define User Role

F1

F2

F3

F4

F5

F6

F7

F8

OK

1

2 ABC

3 DEF

ESC

4 GHI

5 JKL

6 MNO

M/↵

7 PQRS

8 TUV

9 WXYZ

←

*

0

#

⊙



User Role

- Registrar
- User Defined Role 1
- User Defined Role 2

F1

F2

F3

F4

F5

F6

F7

F8

Navigation pad with OK button and directional arrows.

12-key numeric keypad with function keys: ESC, M/←, ←, and a circular icon.



SMART

User Mgt.: New User – All Users – Display Style
Comm.: Ethernet – Serial Comm – PC Connection – Wireless Network – Cloud Server Settings – Wiegand Setup
System: Data Time – Attendance – Fingerprint – Reset – USB Upgrade
Personalize: User Interface – Voice – Bell Schedules – Shortcut Key Mapping – Punch State Options – Manual Add Log
Data Mgt.: Delete Data – Backup Data – Restore Data
Access Control: Time Schedule – Holidays – Access Groups – Combined Verification – Access Control Options – Duress Options –
Anti passback Setup
USB Manager: Upload – Download – Download Options
Attendance Search: Attendance Record
Short Message: New Message – All Messages
Work Code: New Work Code – All Work Codes – Work Code Options
Job Code: New Job Code – All Job Codes – Job Code Options – Job Group Options
Tip Code: Tip Code
Autotest: Test All – Test LCD – Test Voice – Test Keyboard – Test Fingerprint Sensor – Test Clock RTC
System Info: Device Capacity – Device Info – Firmware Info



Main Menu

| | | | |
|--------------------------------------------------------------------------------------------------|------------------------------------------------------------------------------------------------|-----------------------------------------------------------------------------------------------------|---------------------------------------------------------------------------------------------------|
|  User Mgt. |  User Role |  COMM. |  System |
|  Personalize |  Data Mgt. |  Access Control |  USB Manager |

F1
F2
F3
F4

F5
F6
F7
F8

Navigation pad with OK button and directional arrows (up, down, left, right).

12-key numeric keypad with function keys: ESC, M/←, ←, and a circular icon.



Comm.



Ethernet



Serial Comm



PC Connection



Wireless Network



Cloud Server Settings



Wiegand Setup

F1

F2

F3

F4

F5

F6

F7

F8

OK



SMART

| Ethernet | |
|---------------|-------------------------------------|
| IP Address | 192.168.10.124 |
| Subnet Mask | 255.255.255.0 |
| Gateway | 192.168.10.254 |
| DNS | 8.8.8.8 |
| TCP COMM.Port | 4370 |
| DHCP | <input checked="" type="checkbox"/> |

F1

F2

F3

F4

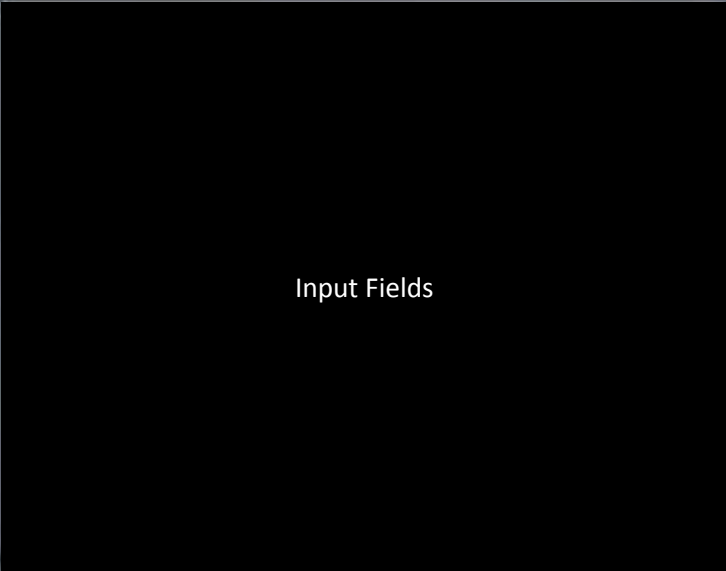
F5

F6

F7

F8





Input Fields

F1

F2

F3

F4

F5

F6

F7

F8



SMART

| Ethernet | |
|---------------|-------------------------------------|
| IP Address | 192.168.10.124 |
| Subnet Mask | 255.255.255.0 |
| Gateway | 192.168.10.254 |
| DNS | 8.8.8.8 |
| TCP COMM.Port | 4370 |
| DHCP | <input checked="" type="checkbox"/> |

F1

F2

F3

F4

F5

F6

F7

F8



SMART

| Ethernet | |
|---------------|-------------------------------------|
| IP Address | 192.168.10.124 |
| Subnet Mask | 255.255.255.0 |
| Gateway | 192.168.10.254 |
| DNS | 8.8.8.8 |
| TCP COMM.Port | 4370 |
| DHCP | <input checked="" type="checkbox"/> |

F1

F2

F3

F4

F5

F6

F7

F8



SMART

| Ethernet | |
|---------------|-------------------------------------|
| IP Address | 192.168.10.124 |
| Subnet Mask | 255.255.255.0 |
| Gateway | 192.168.10.254 |
| DNS | 8.8.8.8 |
| TCP COMM.Port | 4370 |
| DHCP | <input checked="" type="checkbox"/> |

F1

F2

F3

F4

F5

F6

F7

F8



SMART

| Ethernet | |
|---------------|-------------------------------------|
| IP Address | 192.168.10.124 |
| Subnet Mask | 255.255.255.0 |
| Gateway | 192.168.10.254 |
| DNS | 8.8.8.8 |
| TCP COMM.Port | 4370 |
| DHCP | <input checked="" type="checkbox"/> |

F1

F2

F3

F4

F5

F6

F7

F8



SMART

| Ethernet | |
|---------------|-------------------------------------|
| IP Address | 192.168.10.124 |
| Subnet Mask | 255.255.255.0 |
| Gateway | 192.168.10.254 |
| DNS | 8.8.8.8 |
| TCP COMM.Port | 4370 |
| DHCP | <input checked="" type="checkbox"/> |

F1

F2

F3

F4

F5

F6

F7

F8



SMART

| Ethernet | |
|-----------------------|----------------------------------------|
| Subnet Mask | 255.255.255.0 |
| Gateway | 192.168.10.254 |
| DNS | 8.8.8.8 |
| TCP COMM.Port | 4370 |
| DHCP | <input checked="" type="checkbox"/> ON |
| Display in Status Bar | <input type="checkbox"/> OFF |

F1

F2

F3

F4

F5

F6







F7

F8



SMART

Comm.

-  Ethernet
-  Serial Comm
-  PC Connection
-  Wireless Network
-  Cloud Server Settings
-  Wiegand Setup

F1
F2
F3
F4

F5
F6
F7
F8

Navigation pad with OK button and directional arrows.

1 2 ABC 3 DEF ESC
4 GHI 5 JKL 6 MNO M/←
7 PQRS 8 TUV 9 WXYZ ←
* 0 # ⦿



Comm.

- Ethernet
- Serial Comm
- PC Connection**
- Wireless Network
- Cloud Server Settings
- Wiegand Setup

F1

F2

F3

F4

F5

F6

F7

F8

Navigation pad with OK button and directional arrows.

12-key numeric keypad with function keys: ESC, M/←, ←, and a circular icon.



Comm.

- Ethernet
- Serial Comm
- PC Connection
- Wireless Network**
- Cloud Server Settings
- Wiegand Setup

F1

F2

F3

F4

F5

F6

F7

F8

Navigation pad with OK button and directional arrows.

12-key numeric keypad with function keys: ESC, M/←, ←, and a circular icon.



SMART

Comm.

- Ethernet
- Serial Comm
- PC Connection
- Wireless Network
- Cloud Server Settings**
- Wiegand Setup

F1

F2

F3

F4

F5

F6

F7

F8

Navigation pad with OK button and directional arrows (up, down, left, right).

12-key numeric keypad with function keys: ESC, M/←, ←, and a circular icon.



Comm.

- Ethernet
- Serial Comm
- PC Connection
- Wireless Network
- Cloud Server Settings
- Wiegand Setup**

F1
F2
F3
F4

F5
F6
F7
F8



1 2 ABC 3 DEF ESC
4 GHI 5 JKL 6 MNO M/←
7 PQRS 8 TUV 9 WXYZ ←
* 0 # ⦿



Main Menu



User Mgt.



User Role



COMM.



System



Personalize



Data Mgt.



Access Control



USB Manager

F1

F2

F3

F4

F5

F6

F7

F8

OK

| | | | |
|--------|-------|--------|-----|
| 1 | 2 ABC | 3 DEF | ESC |
| 4 GHI | 5 JKL | 6 MNO | M/← |
| 7 PQRS | 8 TUV | 9 WXYZ | ← |
| * | 0 | # | ⊙ |



System

- Date Time
- Attendance
- Fingerprint
- Reset
- USB Upgrade

F1

F2

F3

F4

F5

F6

F7

F8

Navigation pad with OK button and directional arrows.

12-key numeric keypad with function keys: ESC, M/←, ←, and a power button.

Fingerprint scanner area with a green illuminated sensor.





System



Date Time



Attendance



Fingerprint



Reset



USB Upgrade

F1

F2

F3

F4

F5

F6

F7

F8

OK

1

2 ABC

3 DEF

ESC

4 GHI

5 JKL

6 MNO

M/←

7 PQRS

8 TUV

9 WXYZ

←

*

0

#

⊙



SMART



System

F1



Date Time

F5

F2



Attendance

F6

F3



Fingerprint

F7



Reset

F8

F4



USB Upgrade

1

2 ABC

3 DEF

ESC

4 GHI

5 JKL

6 MNO

M/↵

7 PQRS

8 TUV

9 WXYZ

←

*

0

#

⊙


SMART



System

- Date Time
- Attendance
- Fingerprint
- Reset**
- USB Upgrade

| | | | |
|--------|-------|--------|-----|
| 1 | 2 ABC | 3 DEF | ESC |
| 4 GHI | 5 JKL | 6 MNO | M/↵ |
| 7 PQRS | 8 TUV | 9 WXYZ | ← |
| * | 0 | # | ⊙ |



System

- Date Time
- Attendance
- Fingerprint
- Reset
- USB Upgrade**

F1

F2

F3

F4

F5

F6

F7

F8

Navigation pad with OK button and directional arrows (up, down, left, right).

12-key numeric keypad with function keys: ESC, M/←, ←, and a power button.

Fingerprint scanner area with a glowing green sensor.



Main Menu

| | | | |
|--------------------------------------------------------------------------------------------------|------------------------------------------------------------------------------------------------|-----------------------------------------------------------------------------------------------------|---------------------------------------------------------------------------------------------------|
|  User Mgt. |  User Role |  COMM. |  System |
|  Personalize |  Data Mgt. |  Access Control |  USB Manager |

F1
F2
F3
F4

F5
F6
F7
F8



| | | | |
|--------|-------|--------|-----|
| 1 | 2 ABC | 3 DEF | ESC |
| 4 GHI | 5 JKL | 6 MNO | M/← |
| 7 PQRS | 8 TUV | 9 WXYZ | ← |
| * | 0 | # | ⊙ |



Personalize

- User Interface
- Voice
- Bell Schedules
- Punch State Options
- Shortcut Key Mappings
- Manual Add Log

F1

F2

F3

F4

F5

F6

F7

F8

Navigation pad with OK button and directional arrows.

Standard numeric keypad with function keys: 1, 2 ABC, 3 DEF, ESC, 4 GHI, 5 JKL, 6 MNO, M/←, 7 PQRS, 8 TUV, 9 WXYZ, ←, *, 0, #, Ⓞ.



Personalize

- User Interface
- Voice**
- Bell Schedules
- Punch State Options
- Shortcut Key Mappings
- Manual Add Log

F1

F2

F3

F4

F5

F6

F7

F8

Navigation pad with OK button and directional arrows (up, down, left, right).

Standard numeric keypad with function keys: 1, 2 ABC, 3 DEF, ESC, 4 GHI, 5 JKL, 6 MNO, M/←, 7 PQRS, 8 TUV, 9 WXYZ, ←, *, 0, #, and a circular icon.



SMART

Personalize

- User Interface
- Voice
- Bell Schedules**
- Punch State Options
- Shortcut Key Mappings
- Manual Add Log

F1

F2

F3

F4

F5

F6

F7

F8

Navigation pad with OK button and directional arrows.

12-key numeric keypad with function keys: ESC, M/←, ←, and a circular icon.



SMART

Personalize

- User Interface
- Voice
- Bell Schedules
- Punch State Options**
- Shortcut Key Mappings
- Manual Add Log

F1

F2

F3

F4

F5

F6

F7

F8

Navigation pad with OK button and directional arrows (up, down, left, right).

Standard numeric keypad with function keys: 1, 2 ABC, 3 DEF, ESC, 4 GHI, 5 JKL, 6 MNO, M/←, 7 PQRS, 8 TUV, 9 WXYZ, ←, *, 0, #, and a circular icon.



SMART

Personalize

- User Interface
- Voice
- Bell Schedules
- Punch State Options
- Shortcut Key Mappings**
- Manual Add Log

F1

F2

F3

F4

F5

F6

F7

F8

Navigation pad with OK button and directional arrows (up, down, left, right).

Standard numeric keypad with function keys: 1, 2 ABC, 3 DEF, ESC, 4 GHI, 5 JKL, 6 MNO, M/←, 7 PQRS, 8 TUV, 9 WXYZ, ←, *, 0, #, and a circular icon.



SMART

Personalize

- User Interface
- Voice
- Bell Schedules
- Punch State Options
- Shortcut Key Mappings
- Manual Add Log**

F1

F2

F3

F4

F5

F6

F7

F8

Navigation pad with OK button and directional arrows (up, down, left, right).

Standard numeric keypad with function keys: 1, 2 ABC, 3 DEF, ESC, 4 GHI, 5 JKL, 6 MNO, M/←, 7 PQRS, 8 TUV, 9 WXYZ, ←, *, 0, #, and a circular icon.



SMART

Main Menu



User Mgt.



User Role



COMM.



System



Personalize



Data Mgt.



Access Control



USB Manager

F1

F2

F3

F4

F5

F6

F7

F8

OK



SMART

Data Mgt.

- Delete Data
- Backup Data
- Restore Data

F1

F2

F3

F4

F5

F6

F7

F8

Navigation pad with OK button and directional arrows.

1 2 ABC 3 DEF ESC
4 GHI 5 JKL 6 MNO M/↵
7 PQRS 8 TUV 9 WXYZ ↵
* 0 # ⦿



SMART

Data Mgt.

- Delete Data
- Backup Data
- Restore Data

F1

F2

F3

F4

F5

F6

F7

F8

Navigation pad with OK button and directional arrows.

12-key numeric keypad with function keys: ESC, M/←, ←, and a circular icon.



SMART

Data Mgt.

- Delete Data
- Backup Data
- Restore Data

F1

F2

F3

F4

F5

F6

F7

F8

Navigation pad with OK button and directional arrows.

1 2 ABC 3 DEF ESC
4 GHI 5 JKL 6 MNO M/↵
7 PQRS 8 TUV 9 WXYZ ↵
* 0 # ⦿



SMART

Main Menu

| | | | |
|--------------------------------------------------------------------------------------------------|------------------------------------------------------------------------------------------------|-----------------------------------------------------------------------------------------------------|---------------------------------------------------------------------------------------------------|
|  User Mgt. |  User Role |  COMM. |  System |
|  Personalize |  Data Mgt. |  Access Control |  USB Manager |

F1
F2
F3
F4

F5
F6
F7
F8


Navigation pad with OK button and directional arrows (up, down, left, right).


12-key numeric keypad with function keys: ESC, M/←, ←, and a circular icon.





Access Control


 Access Control Options

 Time Schedule

 Holidays

 Access Groups

 Combined Verification

 Anti-passback Setup

F1

F2

F3

F4

F5

F6


F7

F8


OK





Access Control


 Access Control Options

 Time Schedule

 Holidays

 Access Groups

 Combined Verification

 Anti-passback Setup

F1

F2

F3

F4

F5

F6

F7

F8

OK

1

2 ABC

3 DEF

ESC

4 GHI

5 JKL

6 MNO

M/←

7 PQRS

8 TUV

9 WXYZ

←

*


0


#

⊙





Access Control


 Access Control Options

 Time Schedule

 Holidays

 Access Groups

 Combined Verification

 Anti-passback Setup

F1

F2

F3

F4

F5

F6

F7

F8

OK

1

2 ABC

3 DEF

ESC

4 GHI

5 JKL

6 MNO

M/←

7 PQRS

8 TUV

9 WXYZ

←

*


0


#


⊙





Access Control


 Access Control Options

 Time Schedule

 Holidays

 Access Groups

 Combined Verification

 Anti-passback Setup

F1

F2

F3

F4

F5

F6

F7

F8

OK

1

2 ABC

3 DEF

ESC

4 GHI

5 JKL

6 MNO

M/←

7 PQRS

8 TUV

9 WXYZ

←

*

0


#


⊙




Access Control


 Access Control Options

 Time Schedule

 Holidays

 Access Groups

 Combined Verification

 Anti-passback Setup

F1

F2

F3

F4

F5

F6


F7


F8


OK





Access Control

 Access Control Options

 Time Schedule

 Holidays

 Access Groups

 Combined Verification

 Anti-passback Setup

F1

F2

F3

F4

F5

F6


F7


F8


OK





Access Control

 Time Schedule

 Holidays

 Access Groups

 Combined Verification

 Anti-passback Setup

 Duress Options

F1

F2

F3

F4

F5

F6

F7

F8

OK

1

2 ABC

3 DEF

ESC

4 GHI

5 JKL

6 MNO

M/←

7 PQRS

8 TUV

9 WXYZ

←

*

0

#

⊙



Main Menu



User Mgt.



User Role



COMM.



System



Personalize



Data Mgt.



Access Control



USB Manager

F1

F2

F3

F4

F5

F6

F7

F8



SMART

USB Manager

- Download
- Upload
- Download Options

F1

F2

F3

F4

F5

F6

F7

F8

Navigation pad with OK button and directional arrows (up, down, left, right).

12-button numeric keypad with symbols: 1, 2 ABC, 3 DEF, ESC, 4 GHI, 5 JKL, 6 MNO, M/↵, 7 PQRS, 8 TUV, 9 WXYZ, ←, *, 0, #, ⦿



SMART

USB Manager

- Download
- Upload**
- Download Options

F1

F2

F3

F4

F5

F6

F7

F8

Navigation pad with OK button and directional arrows (up, down, left, right).

12-key numeric keypad with function keys: ESC, M/←, ←, and a circular icon.



SMART

USB Manager

- Download
- Upload
- Download Options**

F1

F2

F3

F4

F5

F6

F7

F8

Navigation pad with OK button and directional arrows (up, down, left, right).

12-key numeric keypad with function keys: ESC, M/←, ←, and a circular icon.



SMART

Main Menu



Attendance
Search



Short
Message



Work Code



Job Code



Tip Code



Autotest



System Info

F1

F2

F3

F4

F5

F6

F7

F8

OK

1

2 ABC

3 DEF

ESC

4 GHI

5 JKL

6 MNO

M/←

7 PQRS

8 TUV

9 WXYZ

←

*

0

#

⊙



SMART

User ID

Please Input(query all data without input)

Confirm (OK)

Cancel (ESC)

F1

F2

F3

F4

F5

F6

F7

F8

OK

1

2 ABC

3 DEF

ESC

4 GHI

5 JKL

6 MNO

M/↵

7 PQRS

8 TUV

9 WXYZ

←

*




0

#

⊙



Main Menu

| | | | |
|--------------------------------------------------------------------------------------------------------|----------------------------------------------------------------------------------------------------|--------------------------------------------------------------------------------------------------|------------------------------------------------------------------------------------------------|
|  Attendance Search |  Short Message |  Work Code |  Job Code |
|  Tip Code |  Autotest |  System Info | |

F1
F2
F3
F4






F5
F6
F7
F8

Navigation pad with OK button and directional arrows (up, down, left, right).

Standard numeric keypad with function keys: 1, 2 ABC, 3 DEF, ESC, 4 GHI, 5 JKL, 6 MNO, M/←, 7 PQRS, 8 TUV, 9 WXYZ, ←, *, 0, #, and a circular icon.



Short Message

-  New Message
-  Public Messages
-  Personal Messages
-  Drafts Messages
-  Message Options

F1

F2

F3

F4

F5






F6

F7

F8



Short Message

- F1  New Message
- F2  **Public Messages**
- F3  Personal Messages
- F4  Drafts Messages
- F5  Message Options

Navigation pad with OK button and directional arrows (up, down, left, right).

F5
F6
F7
F8

1 2 ABC 3 DEF ESC
4 GHI 5 JKL 6 MNO M/↵
7 PQRS 8 TUV 9 WXYZ ↵
* 0 # Ⓞ



SMART

Short Message

- New Message
- Public Messages
- Personal Messages**
- Drafts Messages
- Message Options

F1
F2
F3
F4

F5
F6
F7
F8



| | | | |
|--------|-------|--------|-----|
| 1 | 2 ABC | 3 DEF | ESC |
| 4 GHI | 5 JKL | 6 MNO | M/↵ |
| 7 PQRS | 8 TUV | 9 WXYZ | ← |
| * | 0 | # | ⊙ |



SMART

Short Message

- New Message
- Public Messages
- Personal Messages
- Drafts Messages**
- Message Options

F1

F2

F3

F4

F5

F6

F7






F8

Navigation pad with OK button and directional arrows (up, down, left, right).

12-key numeric keypad with function keys: ESC, M/←, ←, and a circular icon.



Short Message

-  New Message
-  Public Messages
-  Personal Messages
-  Drafts Messages
-  Message Options

F1

F2

F3

F4

F5

F6

F7

F8

Navigation pad with OK button and four directional arrows (up, down, left, right).





12-key numeric keypad with function keys:

| | | | |
|--------|-------|--------|-----|
| 1 | 2 ABC | 3 DEF | ESC |
| 4 GHI | 5 JKL | 6 MNO | M/↵ |
| 7 PQRS | 8 TUV | 9 WXYZ | ← |
| * | 0 | # | ⊙ |



SMART

Main Menu

| | | | |
|--------------------------------------------------------------------------------------------------------|----------------------------------------------------------------------------------------------------|--------------------------------------------------------------------------------------------------|------------------------------------------------------------------------------------------------|
|  Attendance Search |  Short Message |  Work Code |  Job Code |
|  Tip Code |  Autotest |  System Info | |

F1
F2
F3
F4

F5
F6
F7
F8



| | | | |
|--------|-------|--------|-----|
| 1 | 2 ABC | 3 DEF | ESC |
| 4 GHI | 5 JKL | 6 MNO | M/← |
| 7 PQRS | 8 TUV | 9 WXYZ | ← |
| * | 0 | # | ⊙ |



Work Code

- New Work Code
- All Work Codes
- Work Code Options

F1

F2

F3

F4

F5

F6

F7

F8

Navigation pad with OK button and directional arrows (up, down, left, right).

1 2 ABC 3 DEF ESC
4 GHI 5 JKL 6 MNO M/↵
7 PQRS 8 TUV 9 WXYZ ↵
* 0 # ⦿



SMART

Work Code

- New Work Code
- All Work Codes
- Work Code Options

F1

F2

F3

F4

F5

F6

F7

F8

Navigation pad with OK button and directional arrows.

1 2 ABC 3 DEF ESC
4 GHI 5 JKL 6 MNO M/↵
7 PQRS 8 TUV 9 WXYZ ↵
* 0 # ⦿



SMART

Work Code

- New Work Code
- All Work Codes
- Work Code Options

F1

F2

F3

F4

F5

F6

F7

F8

Navigation pad with OK button and directional arrows.

1 2 ABC 3 DEF ESC
4 GHI 5 JKL 6 MNO M/↵
7 PQRS 8 TUV 9 WXYZ ↵
* 0 # ⦿



SMART

Main Menu



Attendance Search



Short Message



Work Code



Job Code



Tip Code



Autotest



System Info

F1

F2

F3

F4

F5

F6

F7

F8

OK

| | | | |
|--------|-------|--------|-----|
| 1 | 2 ABC | 3 DEF | ESC |
| 4 GHI | 5 JKL | 6 MNO | M/← |
| 7 PQRS | 8 TUV | 9 WXYZ | ← |
| * | 0 | # | ⊙ |



Job Code

- New Job Code
- All Job Codes
- Job Code Options
- Job Group Options

F1

F2

F3

F4

F5

F6

F7

F8





Navigation pad with OK button and directional arrows.

1 2 ABC 3 DEF ESC
4 GHI 5 JKL 6 MNO M/←
7 PQRS 8 TUV 9 WXYZ ←
* 0 # ⦿



SMART

Job Code

- F1  New Job Code
- F2  All Job Codes
- F3  Job Code Options
- F4  Job Group Options

F1
F2
F3
F4

F5
F6
F7
F8





Navigation pad with OK button and directional arrows (up, down, left, right).

1 2 ABC 3 DEF ESC
4 GHI 5 JKL 6 MNO M/←
7 PQRS 8 TUV 9 WXYZ ←
* 0 # ⦿



SMART

Job Code

- F1  New Job Code
- F2  All Job Codes
- F3  Job Code Options**
- F4  Job Group Options

F1
F2
F3
F4

F5
F6
F7
F8







| | | | |
|--------|-------|--------|-----|
| 1 | 2 ABC | 3 DEF | ESC |
| 4 GHI | 5 JKL | 6 MNO | M/↵ |
| 7 PQRS | 8 TUV | 9 WXYZ | ← |
| * | 0 | # | ⊙ |



SMART

Job Code

- F1  New Job Code
- F2  All Job Codes
- F3  Job Code Options
- F4  Job Group Options

Navigation controls: Up, Down, Left, Right arrows and an OK button.

F1
F2
F3
F4

F5
F6
F7
F8

1 2 ABC 3 DEF ESC
4 GHI 5 JKL 6 MNO M/←
7 PQRS 8 TUV 9 WXYZ ←
* 0 # Ⓞ



SMART

Main Menu



Attendance Search



Short Message



Work Code



Job Code



Tip Code



Autotest



System Info

F1

F2

F3

F4

F5

F6

F7

F8

OK



Tip Code

| | |
|----------------------|-------------------------------------|
| Enable All Tip Group | <input checked="" type="checkbox"/> |
| Tip Group1 | <input checked="" type="checkbox"/> |
| Set Tip Group Name | Breakfast |
| Tip Group2 | <input checked="" type="checkbox"/> |
| Set Tip Group Name | Lunch |
| Tip Group3 | <input checked="" type="checkbox"/> |

F1

F2

F3

F4

F5

F6

F7

F8

Navigation pad with OK button and directional arrows (up, down, left, right).

12-key numeric keypad with function keys: ESC, M/←, ←, and a circular icon.



SMART

Tip Code

| | |
|----------------------|-------------------------------------|
| Enable All Tip Group | <input checked="" type="checkbox"/> |
| Tip Group1 | <input checked="" type="checkbox"/> |
| Set Tip Group Name | Breakfast |
| Tip Group2 | <input checked="" type="checkbox"/> |
| Set Tip Group Name | Lunch |
| Tip Group3 | <input checked="" type="checkbox"/> |

F1

F2

F3

F4

F5

F6

F7

F8

Navigation pad with OK button and directional arrows (up, down, left, right).

Standard numeric keypad with function keys: 1, 2 ABC, 3 DEF, ESC, 4 GHI, 5 JKL, 6 MNO, M/←, 7 PQRS, 8 TUV, 9 WXYZ, ←, *, 0, #, and a circular icon.



SMART

Tip Code

| | |
|----------------------|-------------------------------------|
| Enable All Tip Group | <input checked="" type="checkbox"/> |
| Tip Group1 | <input checked="" type="checkbox"/> |
| Set Tip Group Name | Breakfast |
| Tip Group2 | <input checked="" type="checkbox"/> |
| Set Tip Group Name | Lunch |
| Tip Group3 | <input checked="" type="checkbox"/> |

F1

F2

F3

F4

F5

F6

F7

F8

Navigation pad with OK button and directional arrows (up, down, left, right).

Standard numeric keypad with function keys: 1, 2 ABC, 3 DEF, ESC, 4 GHI, 5 JKL, 6 MNO, M/←, 7 PQRS, 8 TUV, 9 WXYZ, ←, *, 0, #, and a circular icon.



SMART

Tip Code

| | |
|----------------------|-------------------------------------|
| Enable All Tip Group | <input checked="" type="checkbox"/> |
| Tip Group1 | <input checked="" type="checkbox"/> |
| Set Tip Group Name | Breakfast |
| Tip Group2 | <input checked="" type="checkbox"/> |
| Set Tip Group Name | Lunch |
| Tip Group3 | <input checked="" type="checkbox"/> |

F1
F2
F3
F4

F5
F6
F7
F8



| | | | |
|--------|-------|--------|-----|
| 1 | 2 ABC | 3 DEF | ESC |
| 4 GHI | 5 JKL | 6 MNO | M/← |
| 7 PQRS | 8 TUV | 9 WXYZ | ← |
| * | 0 | # | ⊙ |



SMART

Tip Code

| | |
|----------------------|-------------------------------------|
| Enable All Tip Group | <input checked="" type="checkbox"/> |
| Tip Group1 | <input checked="" type="checkbox"/> |
| Set Tip Group Name | Breakfast |
| Tip Group2 | <input checked="" type="checkbox"/> |
| Set Tip Group Name | Lunch |
| Tip Group3 | <input checked="" type="checkbox"/> |

F1
F2
F3
F4

F5
F6
F7
F8



| | | | |
|--------|-------|--------|-----|
| 1 | 2 ABC | 3 DEF | ESC |
| 4 GHI | 5 JKL | 6 MNO | M/↵ |
| 7 PQRS | 8 TUV | 9 WXYZ | ← |
| * | 0 | # | ⊙ |



SMART

Tip Code

| | |
|----------------------|-------------------------------------|
| Enable All Tip Group | <input checked="" type="checkbox"/> |
| Tip Group1 | <input checked="" type="checkbox"/> |
| Set Tip Group Name | Breakfast |
| Tip Group2 | <input checked="" type="checkbox"/> |
| Set Tip Group Name | Lunch |
| Tip Group3 | <input checked="" type="checkbox"/> |

F1
F2
F3
F4

F5
F6
F7
F8

Navigation pad with OK button and directional arrows (up, down, left, right).

12-key numeric keypad with function keys: ESC, M/←, ←, and a circular icon.



SMART

| Tip Code | |
|--------------------|-------------------------------------|
| Tip Group1 | <input checked="" type="checkbox"/> |
| Set Tip Group Name | Breakfast |
| Tip Group2 | <input checked="" type="checkbox"/> |
| Set Tip Group Name | Lunch |
| Tip Group3 | <input checked="" type="checkbox"/> |
| Set Tip Group Name | Supper |

F1

F2

F3

F4

F5

F6

F7

F8



SMART

Main Menu



Attendance
Search



Short
Message



Work Code



Job Code



Tip Code



Autotest



System Info

F1

F2

F3

F4

F5

F6

F7

F8

OK

1

2 ABC

3 DEF

ESC

4 GHI

5 JKL

6 MNO

M/←

7 PQRS

8 TUV

9 WXYZ

←

*

0







#

⊙



SMART

Autotest

-  Test All
-  Test LCD
-  Test Voice
-  Test Keyboard
-  Test Fingerprint Sensor
-  Test Clock RTC

F1

F2

F3

F4

F5







F6

F7

F8



Autotest

-  Test All
-  Test LCD
-  Test Voice
-  Test Keyboard
-  Test Fingerprint Sensor
-  Test Clock RTC

F1

F2

F3

F4

F5

F6

F7

F8





Autotest



Test All



Test LCD



Test Voice



Test Keyboard



Test Fingerprint Sensor



Test Clock RTC

1

2 ABC

3 DEF

ESC

4 GHI

5 JKL

6 MNO

M/↵

7 PQRS

8 TUV

9 WXYZ

←

*

0

#




SMART

Autotest

- Test All
- Test LCD
- Test Voice
- Test Keyboard**
- Test Fingerprint Sensor
- Test Clock RTC

F1

F2

F3

F4

F5

F6

F7

F8

Navigation pad with OK button and four directional arrows (up, down, left, right).

1 2 ABC 3 DEF ESC
4 GHI 5 JKL 6 MNO M/↵
7 PQRS 8 TUV 9 WXYZ ↵
* 0 # ⦿











Autotest

- Test All
- Test LCD
- Test Voice
- Test Keyboard
- Test Fingerprint Sensor
- Test Clock RTC



Autotest

-  Test All
-  Test LCD
-  Test Voice
-  Test Keyboard
-  Test Fingerprint Sensor
-  Test Clock RTC

F1

F2

F3

F4

F5

F6

F7

F8

Navigation pad with OK button and four directional arrows (up, down, left, right).

12-key numeric keypad with function keys: ESC, M/←, ←, and a circular icon.



SMART



Main Menu



Attendance
Search



Short
Message



Work Code



Job Code



Tip Code



Autotest



System Info

F1

F2

F3

F4

F5

F6

F7

F8

OK

1

2 ABC

3 DEF

ESC

4 GHI

5 JKL

6 MNO

M/←

7 PQRS

8 TUV

9 WXYZ

←

*

0

#

⊙


SMART



System Info



Device Capacity



Device Info



Firmware Info

F1

F2

F3

F4

F5

F6

F7

F8

1

2 ABC

3 DEF

ESC

4 GHI

5 JKL

6 MNO

M/↵

7 PQRS

8 TUV

9 WXYZ

←

*

0

#

⊙

OK



SMART



System Info



Device Capacity



Device Info



Firmware Info

F1

F2

F3

F4

F5

F6

F7

F8

OK

1

2 ABC

3 DEF

ESC

4 GHI

5 JKL

6 MNO

M/↵

7 PQRS

8 TUV

9 WXYZ

←

*

0

#

⊙



SMART



System Info

Device Capacity

Device Info

Firmware Info

F1

F2

F3

F4

F5

F6

F7

F8

1

2 ABC

3 DEF

ESC

4 GHI

5 JKL

6 MNO

M/↵

7 PQRS

8 TUV

9 WXYZ

←

*

0

#

⊙

OK



SMART